

## SPECIFICATIONS

- All steel construction
- Interchangeable with laminated ConCore and All-Steel panels
- 68% open area without damper
- Panel size: 24 inches square
- Panel weight: 12.5 lb./ft²
- Patented directional air flow design

## UNDERSTRUCTURE OPTIONS


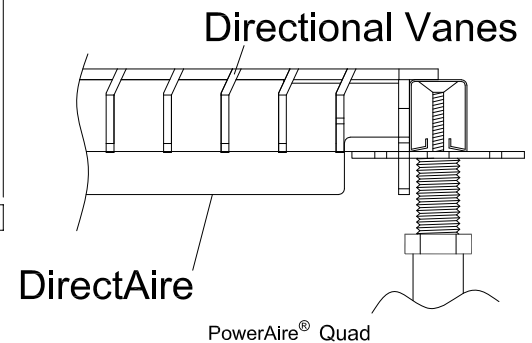
- ☐ 4' Bolted Stringer
- ☐ 4' Box Stringer

## COATING OPTIONS

- ☐ Smoke Grey anti-static powder coat finish

## AIRFLOW CONTROL OPTIONS

- PowerAir® Quad (field mounted)
- Single-zone Opposed Blade Damper (drop-in)
- Multi-zone Opposed Blade Damper (drop-in)



TOP VIEW

Airflow Performance

Static Pressure (In. H <sub>2</sub> O)	Air Volume w/o damper (CFM)
0.02	1250
0.04	1765
0.05	1875
0.06	2050
0.08	2470
0.10	2850

Opposed Blade damper

Static Pressure (In. H <sub>2</sub> O)	Air Volume w/ damper open (CFM)	Air Volume w/ damper closed (CFM)
0.02	1060	70
0.04	1485	95
0.05	1670	105
0.06	1810	115
0.08	2100	120
0.10	2490	130

PowerAir® Quad

Pressure (In. H <sub>2</sub> O) <sub>2</sub>	CFM at 0% Power	CFM at 100% Power
0.02	250	2010
0.04	375	2070
0.05	410	2085
0.06	455	2120
0.08	535	2165
0.10	600	2205


## System Load Performance Criteria (Tested on Actual Understructure)\*

System Type		SYSTEM WEIGHT	STATIC LOADS			ROLLING LOADS		IMPACT LOADS	CAPTURE INDEX
Panel	Understructure		Design Load	Safety Factors	Ultimate Load	10 Passes	10,000 Passes		
DirectAir® 24"	Bolted Stringer	14.0 lbs / ft²	2500 lbs	Min > 2	5000 lbs	1500 lbs	1500 lbs	200 lbs	94%
	Box Stringer	14.0 lbs / ft²	2500 lbs	Min > 2	5000 lbs	1500 lbs	1500 lbs	200 lbs	94%


1. System Design Load is based on permanent set  $\leq 0.010"$  and is verified by loading panels in accordance with the CISC concentrated load method but with panels installed on actual understructure instead of steel blocks. Ultimate, Rolling, and Impact Load tests are performed using CISC test procedures.
2. Safety Factor is Ultimate Load divided by Design Load.



Tate reserves the right to amend product information without prior notice. Care has been taken to ensure that the contents of this publication are accurate, but Tate, its parent company and its subsidiary companies do not accept responsibility for errors or information that is found to be misleading or outdated. Suggestions for, or descriptions of, technical specifications and the end user or application of products are provided and must be verified prior to use. To ensure you are viewing the most recent and accurate product information, please scan the QR code.



**BOTTOM VIEW**



**BOTTOM VIEW WITH OPTIONAL  
OPPOSED BLADE DAMPER**



Tate reserves the right to amend product information without prior notice. Care has been taken to ensure that the contents of this publication are accurate, but Tate, its parent company and its subsidiary companies do not accept responsibility for errors or information that is found to be misleading or outdated. Suggestions for, or descriptions of, technical specifications and the end user or application of products are provided and must be verified prior to use. To ensure you are viewing the most recent and accurate product information, please scan the QR code.