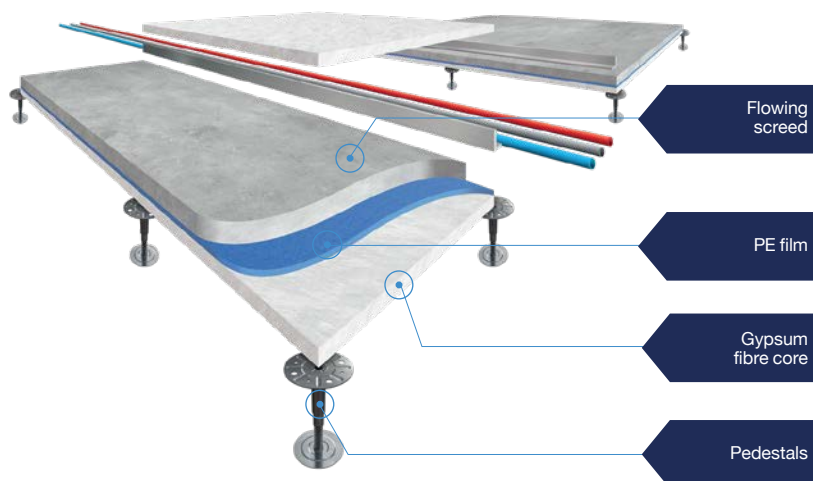


LK 1-600-18 F171

LOAD CLASS 1

The Tate Ecoprime hollow floor system LK1-600/18 was designed for a load according to DIN EN 13213: 2001, load class 1. They are used in rooms where there is a high cable density for electrical supply or data transfer and high flexibility for use is required, such as in offices, ticket halls, exhibition rooms or libraries. Due to the excellent sound improvement properties, the use in multi-storey buildings is often possible without additional requirements for the shell construction.



Special features	
Column spacing area	600 mm
Column spacing edge	600 mm
Screed thickness area	38 mm
Screed thickness edge	38 mm
System panel thickness	18 mm
System plate dimensions	1200 x 600 mm

Substructure	
Pedestal	Height adjustable steel pedestals M12 (F1 - F6), for higher constructions M16/M20

Statics according to DIN EN 13213: 2001	
Load class	1
Working load	2 kN
Safety factor	2

Fire protection according to DIN 4102-2: 1977	
Building material class 4102	non-flammable
Fire-resistance class	F30 up to clear heights of 300 mm

Sound insulation according to DIN EN ISO 10140: 2021, DIN EN ISO 10848: 2018 and DIN EN ISO 140: 2005

Impact sound reduction (Horizontal) (L_n, f, w, P)

without covering	71 dB
with covering	46 dB
without covering, with sound pad	*71-76** dB
with covering, with sound pad	*44-47** dB

Airbourne sound reduction (D_n, f, w, P)

without covering	52 dB
with covering	49 dB
without covering with sound pad	**47-53* dB
with covering with sound pad	**49-51* dB

Impact sound reduction (vertical) ($\Delta L_w, P$)

without covering	22 dB
with covering	30 dB
without covering with sound pad	*25-28** dB
with covering with sound pad	*34-37** dB

Note:

It should be noted that the use of sound pads can impact the system's rigidity. As a result, limitations with regard to the aforementioned load capacity must be taken into account.

Depending on the covering used, the sound values may differ. According to the manufacturer's specifications, the impact sound reduction resulting from the floor coverings ranges between ΔL_w : 18–30 dB. If you require detailed information regarding the sound values, please feel free to contact the technical department.

*Sound pad \varnothing 60 x 5 mm

**Sound pad \varnothing 100 x 2 mm



Please scan the QR code or click [here](#) to go to the current product page.



Tate®

Tate Global GmbH

Zum Stadion 4, 63808 Haibach, Germany

T: +49 (0) 6021 63949-0 E: infoDE@tateglobal.com W: tateglobal.com/de

© 2025 Tate Global GmbH.

Tate Global GmbH reserves the right to amend or add to the product specifications without prior notice as part of our commitment to continuous improvements and the observance of legal changes.

tate-ecoprime-lk1-600-18-f171-datasheet-en-de-v2 1/2026



LK 1-600-18 F171

The Tate hollow floor system Ecoprime LK 1-600/18 was designed for a load according to DIN EN 13213: 2001, load class 1. This classification provides for a working load of 2,000 N and a breaking load of $\geq 4,000$ N.

Static measures

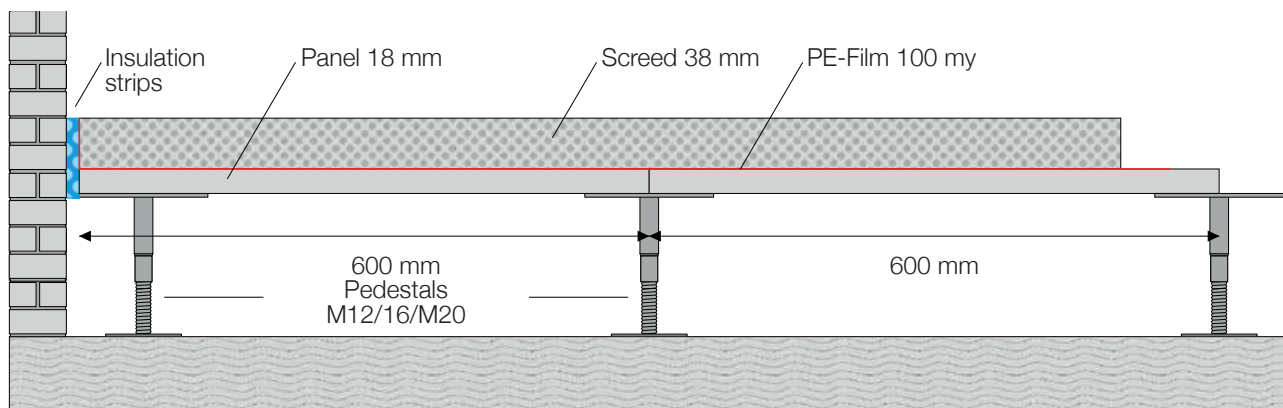
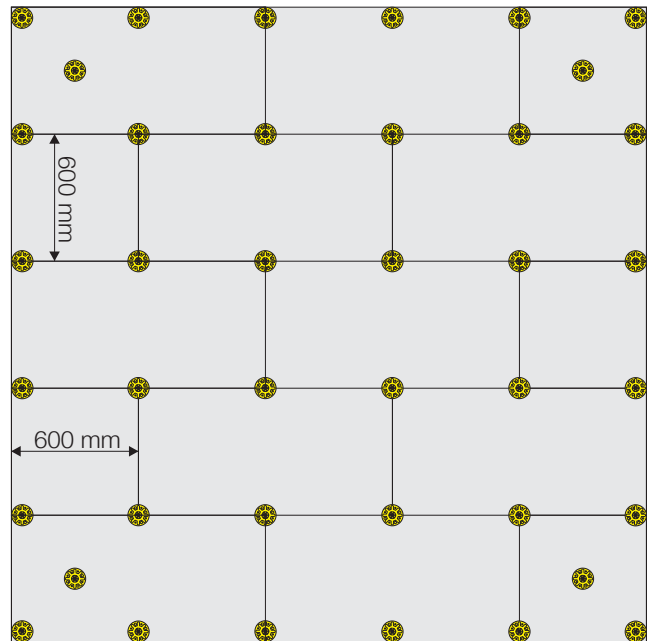
For this load case, no special static measures in the construction are necessary. All supports can be installed with a maximum spacing of 600 mm in the surface as well as in the edge area. Additional supports must be installed in the corner areas for static reasons.

Increased sound insulation requirements

If increased sound insulation is required, special insulation panels can be used in the support area.

Fire protection

The system is tested according to ABP F30 according to DIN 4102-2: 1977 (clear height up to 300 mm with appropriate substructure).



Please scan the QR
code or click [here](#) to
go to the current
product page.