



BIM SUPPORT



SAFETY

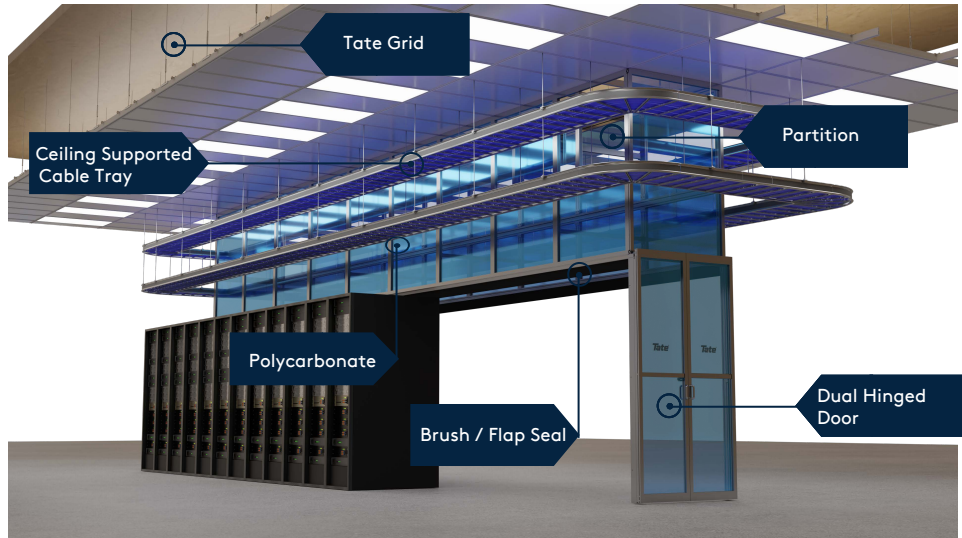


AIRFLOW

## Hot Aisle Containment

Tate's ceiling suspended hot aisle containment system is a pre-engineered solution that expertly channels hot air from IT equipment into an overhead plenum. It enhances data centre airflow management, while also giving the flexibility to store services from the ceiling.

Customizable for each unique project, it offers bespoke configurations in length, height, and width to precisely fit spatial requirements. This system is designed for swift and efficient deployment.



### Technical Specifications

Frames:	Extruded Aluminium
Finish:	Powder Coated
Supported Aisle Widths:	Custom
Supported Aisle Height:	To fit requirements
Door Width:	Custom

### Specifications

- Compatible with Tate Grid and Tate Duo ceiling systems.
- Multiwall polycarbonate adheres to EN13501-1 standard with a B-s1, d0 performance
- No-threshold design prevents obstruction and tripping
- Ergonomic handles reduce pinch points
- Door compatible with slab or access floors

There are a range of containment door options:

#### Single Hinged Door



#### Dual Sliding Door



#### Doors

Pre-assembled hinged and sliding door options available.



#### Production Capacity

Scaleable production capacity ensures on-time, cost-effective delivery for simultaneous projects



#### Technical Support

Our dedicated team of engineers work with you to design a bespoke solution for every project.



#### Panel options

Clear or Multiwall Polycarb  
Sheet metal infill



#### Air Leakage

Perimeter compression gaskets efficiently seal and minimize air leakage

# Tate®

Tate  
Unit 2, Kylemore Park West Ballyfermot Dublin D10 KH30

T: +353 1 685 6518 E: info@tateurope.com W: tateurope.com


We reserve the right to change specification or design and supply products which may differ from those described and illustrated without notice and without liability.

# Hot Aisle Containment

## Containment Mounting

Designed for seamless integration and full compatibility with existing Tate Grid structural ceiling.

Hang aisle containment partitions and structures anywhere on a Tate Grid structural ceiling without the need for customized solutions or penetration of ceiling tiles.

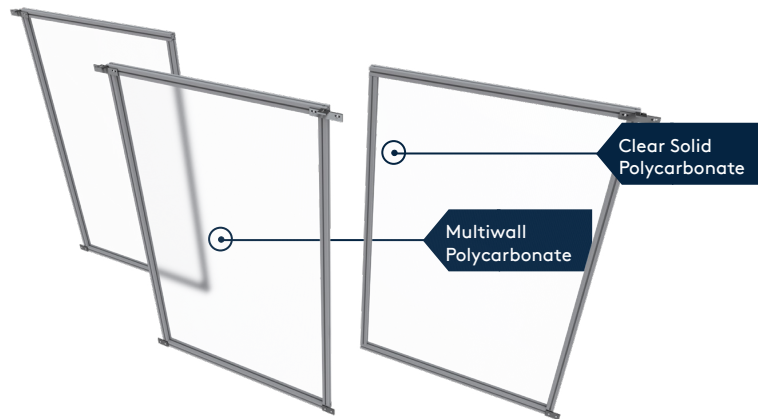


## Partitions Detail

Constructed of aluminum, with several finish options, the partitions can be customized to seal numerous gap sizes and areas.

Designed to be used in either hot or cold aisles, hard partitions are custom sized for every job to ensure air leakage is minimized. Lightweight, cost effective and attractive, hard partitions come pre-assembled, supplied with brackets for quick and easy installation.

There are two options in terms of polycarbonate, multiwall or clear solid depending on your projects needs.



[Click here to learn more](#)

Tate  
Unit 2, Kylemore Park West Ballyfermot Dublin D10 KH30

T: +353 1 685 6518 E: [info@tateeurope.com](mailto:info@tateeurope.com) W: [tateeurope.com](http://tateeurope.com)

We reserve the right to change specification or design and supply products which may differ from those described and illustrated without notice and without liability.